

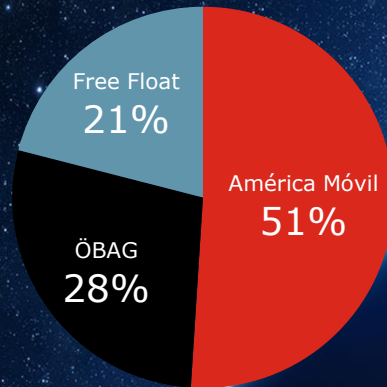


Implementation of Reliable Synchronization for 5G

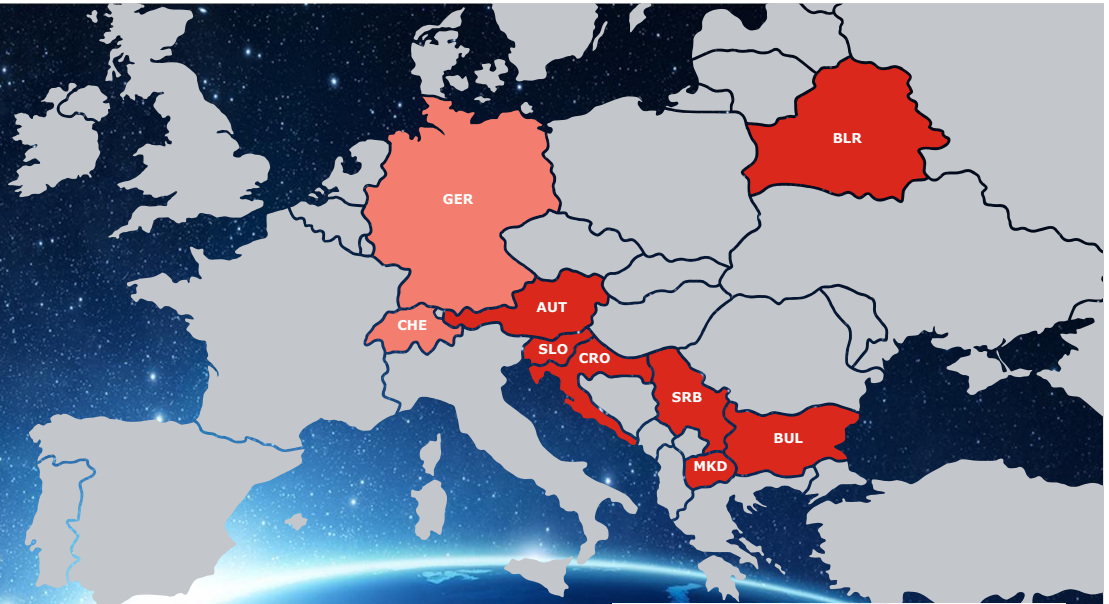
Helmut Fabian
A1 Telekom Austria AG
November 2021



A1 Telekom Austria Group



Shareholder Structure



Financial Year 2020

4.55 bn Total Revenues
(2.6 bn in Austria)

1.58 bn EBITDA

25 mn Customers

18 mn Employees



5G Synchronization Requirements

H. Fabian, 2021

Regulator requirements:

- **|TE| max. $\pm 1.1 \mu\text{s}$ (ITU-T Rec. G.8271.1 network equipment budget) at sync client input**

High reliability:

- **protection against GNSS outages, network failures etc.**

A¹



Synchronization Solutions: Phase 1

**frequency+phase
+time source**

**Sync core
network**

**Sync access
network**

Sync client

- existing PRC + SSU
- existing GNSS antennas
- regional PRTC-B
- PTP G.8275.1 + SyncE over WDM
- distributed PRTC-A (T-BC Class D)
- East-West Protection
- existing T-BC Class A/B + SyncE
- existing transparent WDM

A¹



Synchronization Solutions: Phase 2

**frequency+phase
+time source**

**Sync core
network**

**Sync access
network**

Sync client

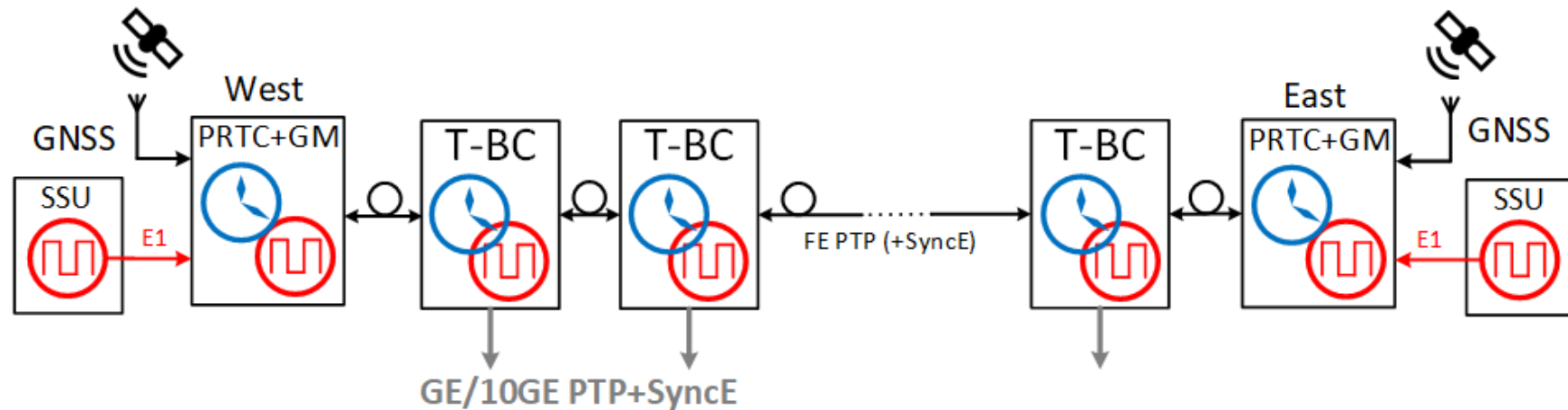
- centralized ePRTC
- multi-band GNSS, GNSS-firewall
- satellite-independent sync signal
- national sync network (direct fiber)
- in-service monitoring of sync quality
- T-BC Class B/C + SyncE

A¹



Phase 1: Regional PRTC-B

H. Fabian, 2021



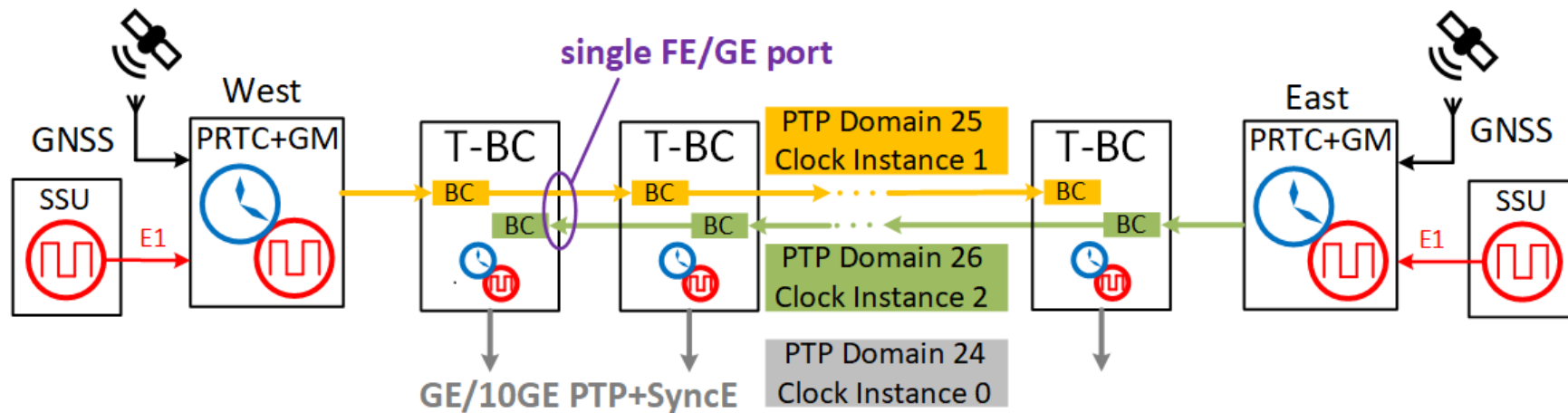
- Time+Phase from GNSS (GPS+Galileo)
- Frequency from PRC (Cesium) via SSU
- FE (100 Mbit/s): PTP + optional SyncE
- T-BC Class D, ITU-T Rec. G.8275.1 Phase Profile

A¹



East-West Protection switching

H. Fabian, 2021



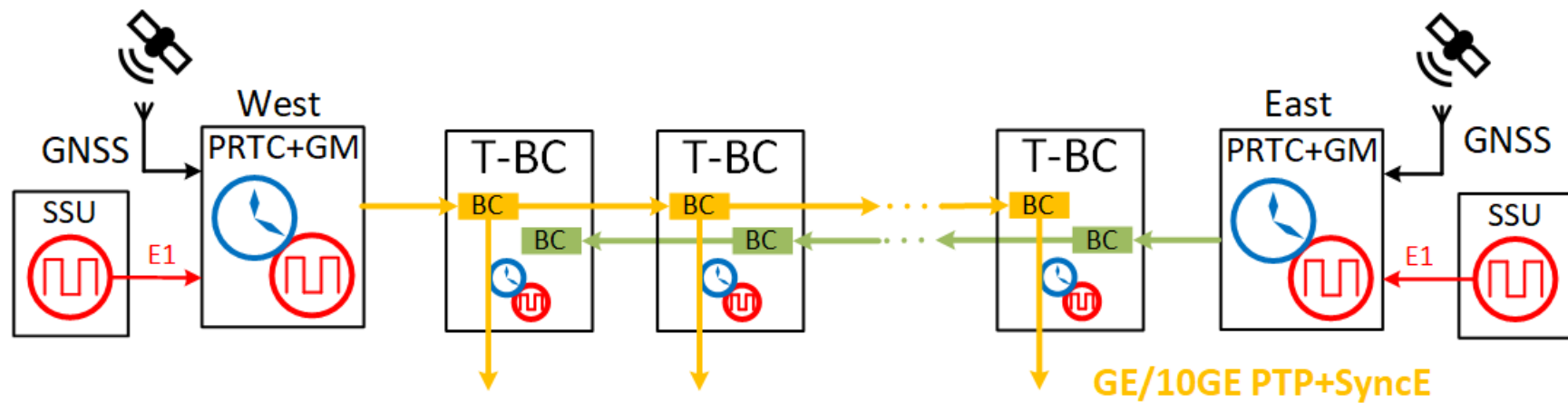
- 2 PTP+SyncE directions active at the same time
 - different PTP domains and clock instances on the same Ethernet port
- each T-BC contains 2 boundary clock instances plus local clock

A¹



East-West Protection switching

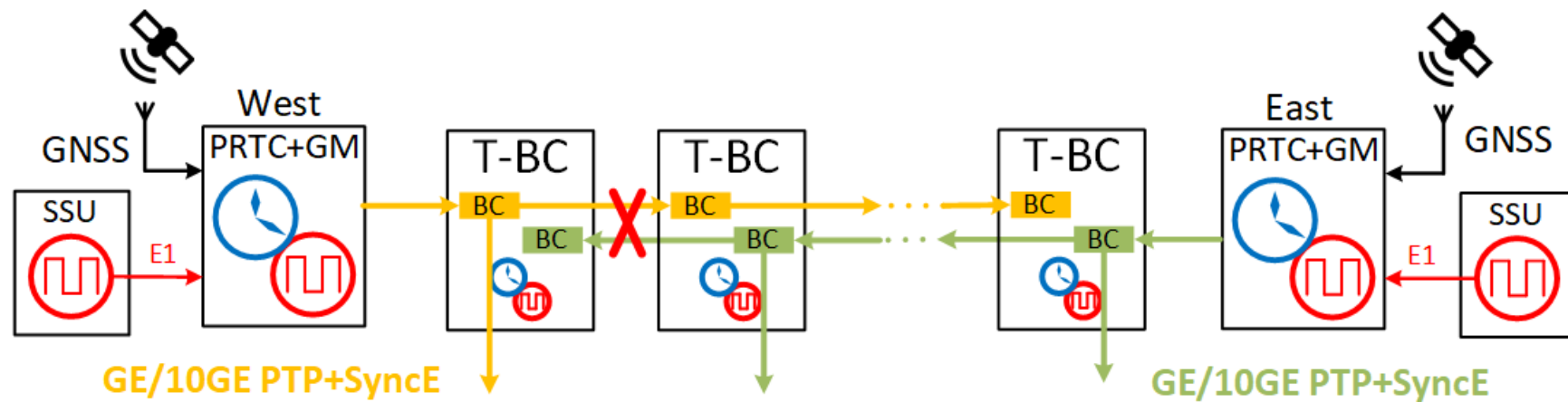
H. Fabian, 2021



- in normal operation all T-BC are synchronized from one T-GM (according to priority)

East-West Protection switching

H. Fabian, 2021



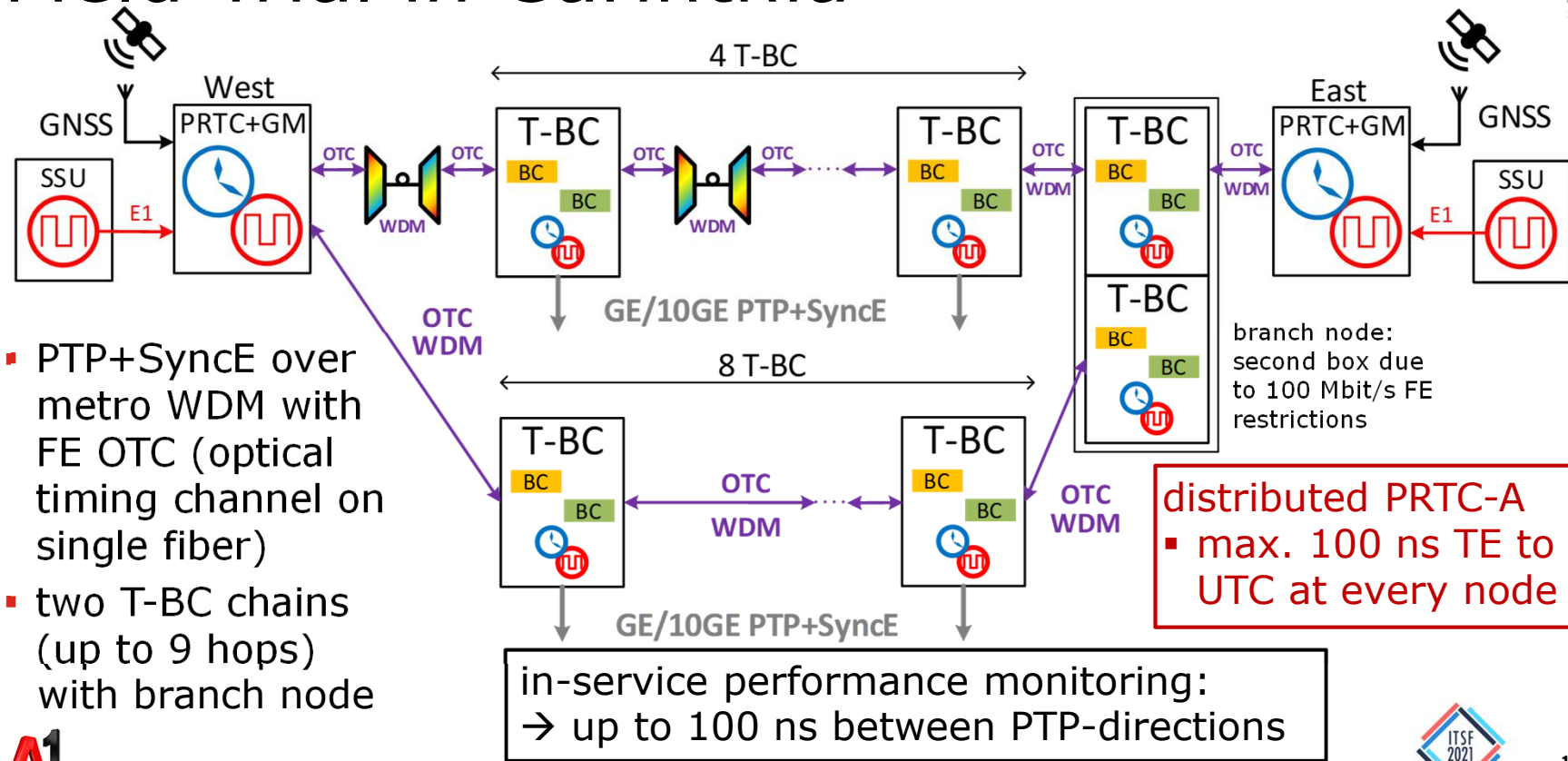
- in case of failure (ethernet port down) → immediate switchover to redundant clock instance
- automatic switchover of whole T-BC chain in a few minutes
- no interruption of "southbound" PTP+SyncE outputs (if bridging time is set correctly)

A¹



Field Trial in Carinthia

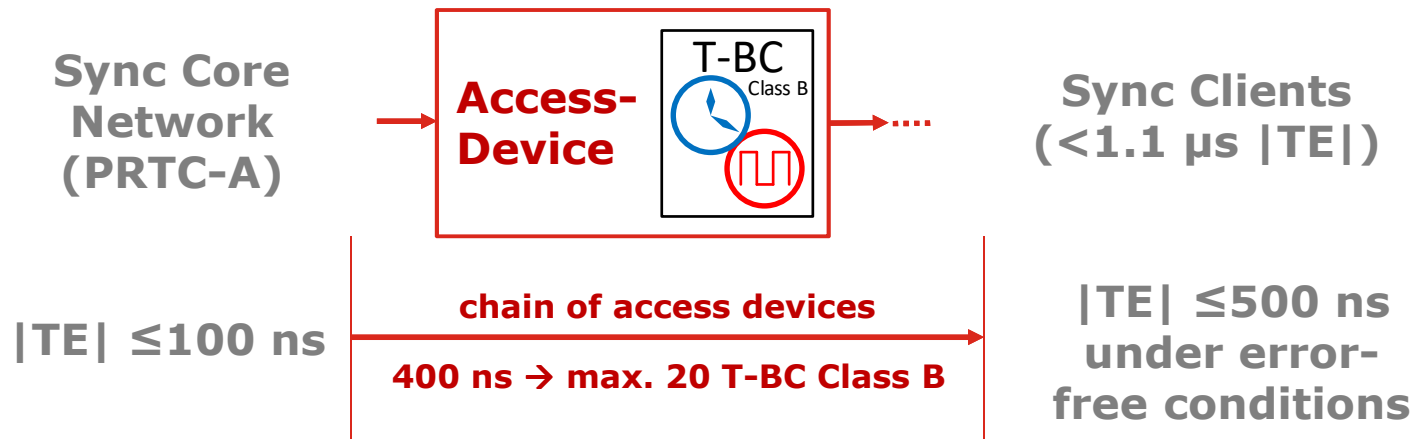
A. Fabian, 2021



A1



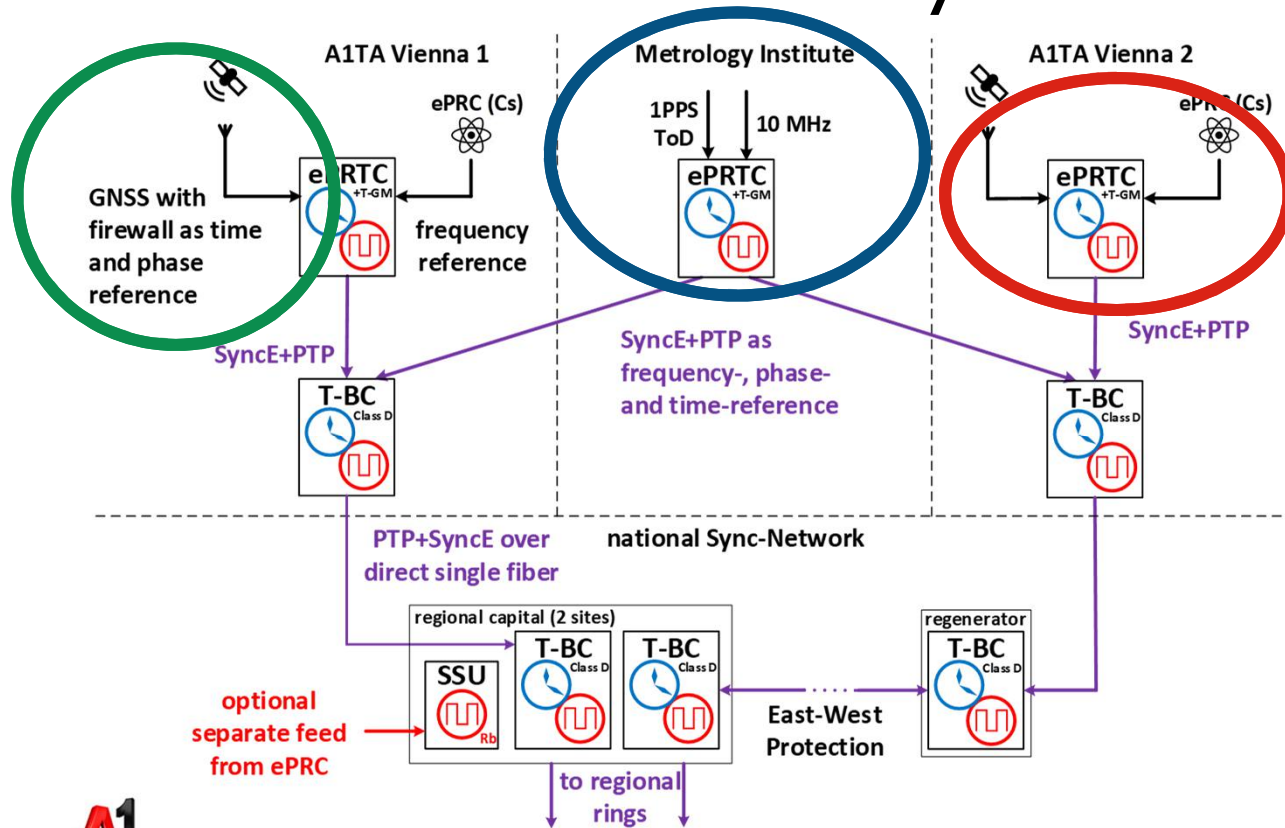
Sync-Access



Input/Output:

- accept/provide SyncE+PTP (T-BC Class B or C) on single optical GE/10GE Port
- accept/follow signalling (SSM PRC/SSU-A/SSU-B, Clock Class 6/7)
- in case of fault (holdover...) \rightarrow SSM EEC, Clock Class ≥ 135

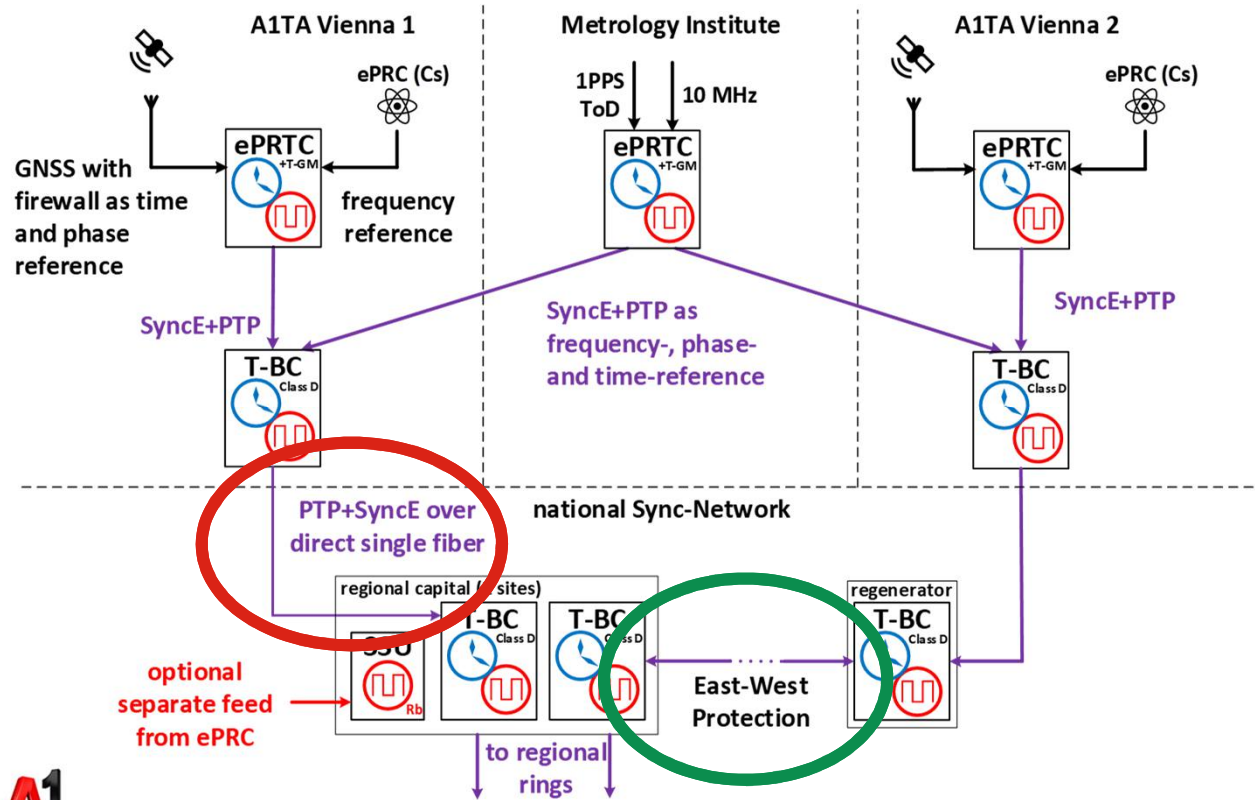
Phase 2: National Synchronization



Sync-Source:

- ePRTC (max. 30 ns abs TE) with atomic clocks
- multi-band GNSS
- GNSS firewall functionality
- Satellite-independent source from metrology institute

Phase 2: National Synchronization

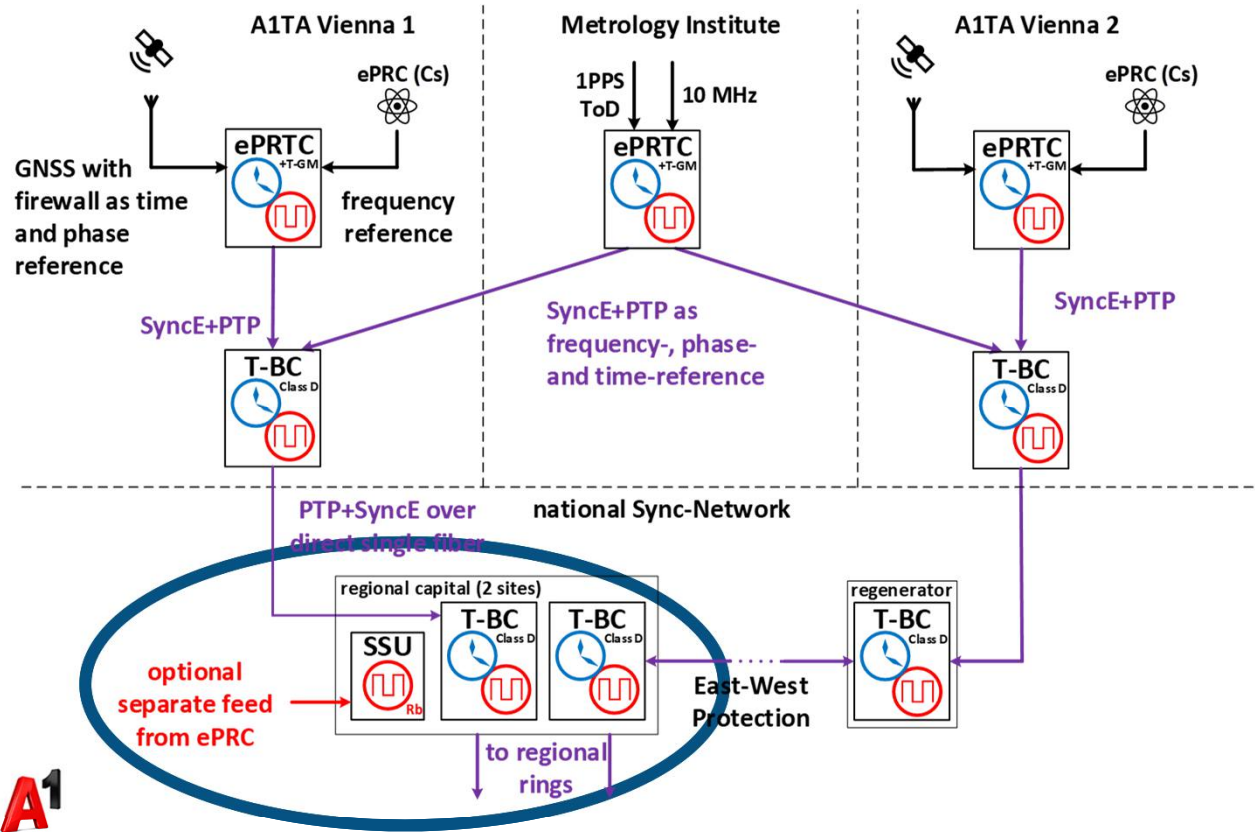


Sync-Transport:

- PTP+SyncE over direct single fiber (no WDM)
- East-West Protection in redundant national rings

Phase 2: National Synchronization

H. Fabian, 2021

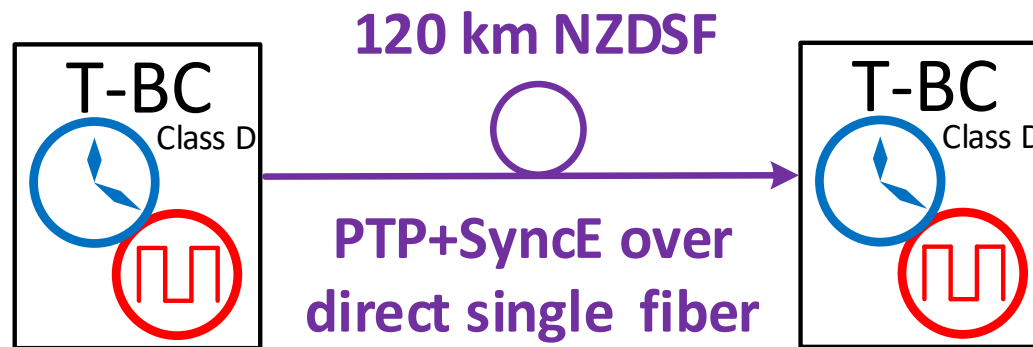


Redundancy:

- fall-back to regional PRTC with GNSS if national network fails



PTP+SyncE over direct fiber



- GE uplink around 1506 nm
- GE downlink around 1514 nm
- CD (chromatic dispersion) ≤ 5 ns
→ cTE ≤ 2.5 ns
- CD compensation in T-BC available

Lab measurement results
(without CD compensation):

- -2 ns cTE over 3 m patchcord
- -1 ns cTE over 3*40 km NZDSF coils

Summary

5G Synchronization requirements: accuracy, reliability

Synchronization concept phase 1:

- distributed PRTC-A quality in every regional sync core node

East-West Protection for PTP+SyncE

- Field trial with up to 9 T-BC hops

Synchronization concept phase 2:

- National sync core network with ePRTC and direct fibers
- PTP+SyncE over 120 km direct single fiber

A1



Acronyms and Abbreviations

1PPS	...	1 Pulse Per Second	ITU-T	...	ITU Telecommunication Standardization Sector
10GE	...	10 Gigabit Ethernet	NZDSF	...	non-zero dispersion shifted fiber (G.655)
5G	...	fifth generation technology standard for cellular networks	OTC	...	Optical Timing Channel
CD	...	Chromatic Dispersion	PRC	...	Primary Reference Clock
Cs	...	Cesium (oscillator)	PRTC	...	Primary Reference Time Clock
cTE	...	constant Time Error	PTP	...	Precision Time Protocol (IEEE 1588v2 1988)
EEC	...	Ethernet Equipment Clock	SSM	...	Synchronization Status Message
ePRC	...	Enhanced Primary Reference Clock	SSU	...	Synchronization Supply Unit
ePRTC	...	Enhanced Primary Reference Time Clock	SyncE	...	Synchronous Ethernet
FE	...	Fast Ethernet (100 Mbit/s)	T-BC	...	Telecom Boundary Clock
GE	...	Gigabit Ethernet	T-GM	...	Telekom Grandmaster
GM	...	Grandmaster	TE	...	Time Error
GNSS	...	Global Navigation Satellite System	ToD	...	Time of Day
GPS	...	Global Positioning System	UTC	...	Coordinated Universal Time
IEEE	...	Institute of Electrical and Electronics Engineers	WDM	...	Wavelength Division Multiplexing
ITU	...	International Telecommunication Union			





Thank you

Helmut Fabian
A1 Telekom Austria AG
Arsenal Objekt 22 1030 Wien
M +43 664 66 26702
T +43 50 664 26702
F +43 50 664 9 26702
@ helmut.fabian@a1.at