

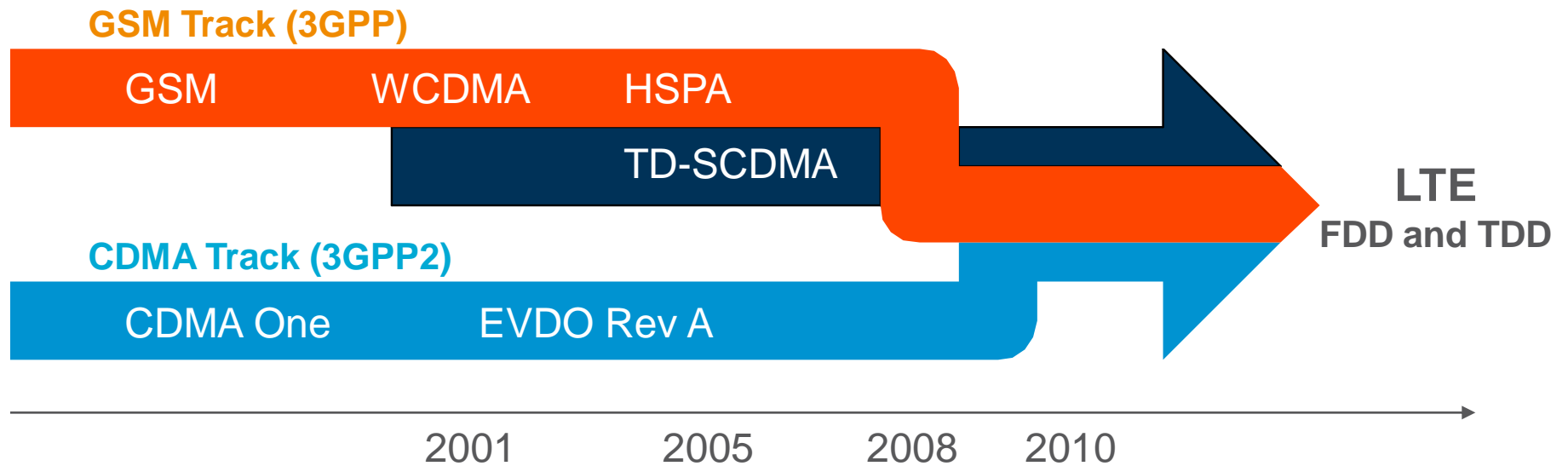


Mobile standards & synchronization: 3GPP, etc.

ITSF - 2011

Stefano Ruffini, Ericsson

Evolution of mobile technologies



Mobile broadband coverage



Mobile applications and Synchronization

- › The needs of Transport and switching networks have been the main drivers for sync standardization in the 90s
 - Mobile applications only as side users (e.g. Synchronous PDH signals are used to synchronize the GSM network in frequency)
- › The needs of Mobile networks are now the main drivers of the sync standardization activities in ITU-T:
 - Several bodies where synchronization is a key topic (3GPP, MEF, BBF, NGMN)
- › Discussions between ITU-T and 3GPP on the sync aspects not always easy:
 - Use of different terminologies
 - Different focus

ETSI and GSM

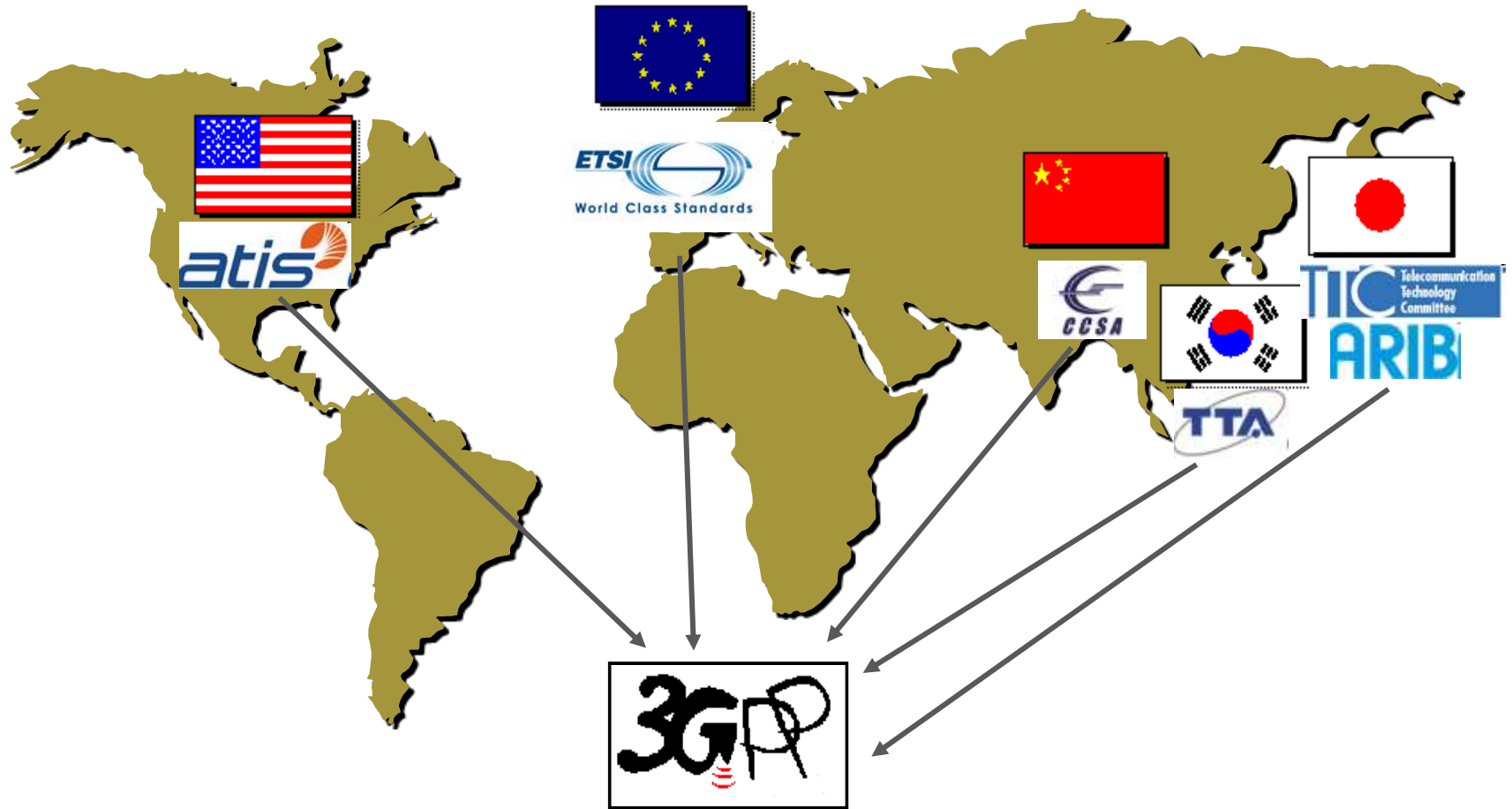
- › ETSI (European Telecommunication Standards Institute), created in 1988, is officially responsible for standardization of ICT within Europe.
 - Developed GSM
 - Inspired the creation and is one of the members of 3GPP
- › Sync Requirements mainly related to the frequency accuracy on the air interface (ETSI TS 145 010, **Radio subsystem synchronization**):
 - *The BTS shall use a single frequency source of absolute accuracy better than **0.05 ppm** for both RF frequency generation and clocking the timebase. The same source shall be used for all carriers of the BTS.*
 - *For the pico BTS class the absolute accuracy requirement is relaxed to **0.1ppm**.*
- › Discussions on GSM synchronization became soon relevant in the ITU-T and ETSI sync related standardization developments:
 - increased wander when PDH carried over SDH (due to pointer adjustments)
 - issues for Base Station manufacturers; implementations updated according to a revised ITU-T G.823

3GPP: 3rd Generation Partnership Project

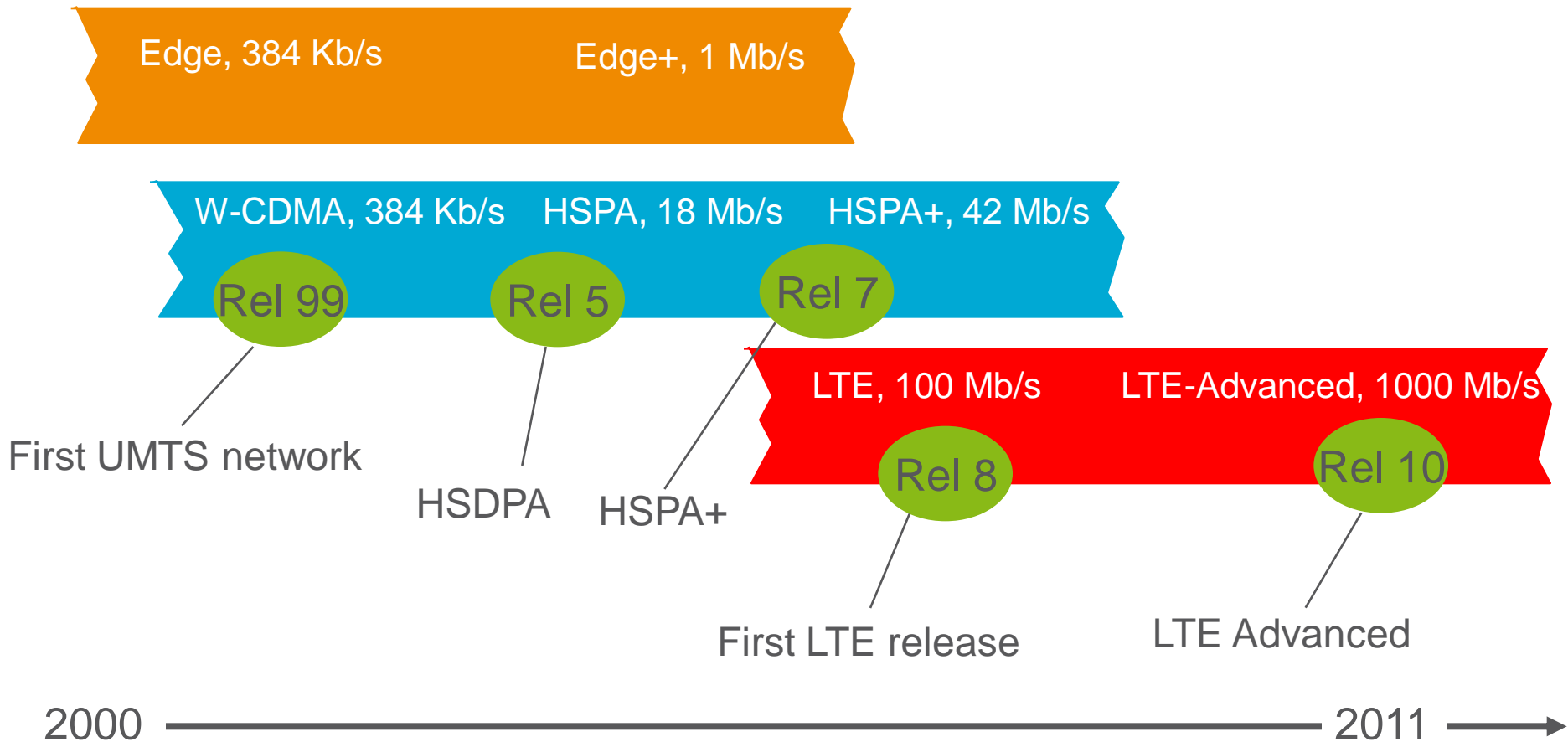
- › 3GPP was created in December 1998. Currently 6 Partners.
- › “The purpose of 3GPP is to prepare, approve and maintain globally applicable Technical Specifications and Technical Reports for:
 - an evolved 3rd Generation and beyond Mobile System based on the evolved 3GPP core networks, and the radio access technologies supported by the Partners (i.e., UTRA both FDD and TDD modes), to be transposed by the Organizational Partners into appropriate deliverables (e.g., standards).
 - the Global System for Mobile communication (GSM) including GSM evolved radio access technologies (e.g. General Packet Radio Service (GPRS) and Enhanced Data rates for GSM Evolution (EDGE)).
 - an evolved IMS developed in an access independent manner.”

(From “3GPP Scope and Objectives Approved by 3GPP Organizational Partners by correspondence 31 August 2007”)

3GPP Organizational Partners



Standard Availability



Internal structure of 3GPP



Developing Technical Specifications and Reports with sync related contents

Source: www.3gpp.org

3GPP2

- › The Third Generation Partnership Project 2 (3GPP2) is another third generation (3G) telecommunications specifications-setting project
 - Mainly North American and Asian interests
 - Standardization group for CDMA2000.
- › 3GPP2 was born out of the International Telecommunication Union's (ITU) International Mobile Telecommunications "IMT-2000" initiative
- › IMT-2000 is intended to bring high-quality mobile multimedia telecommunications to a worldwide mass market
 - increasing the speed and ease of wireless communications,
 - addressing the increased demand of capacity,
 - "anytime, anywhere" services.

Synchronization Requirements

Relevant Standards/Specifications

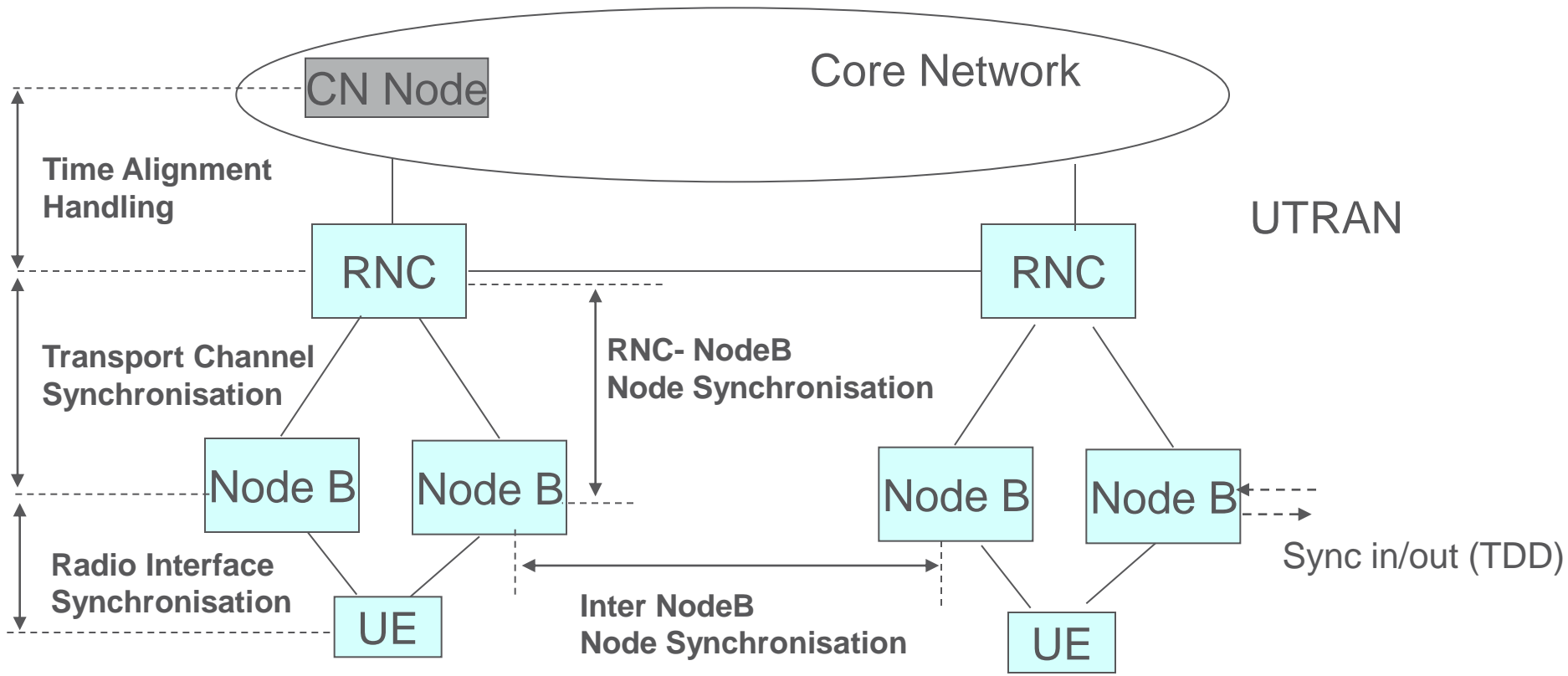
Technologies	Document	Notes
CDMA2000	3GPP2 C.S0002-E 3GPP2 C.S0010-C	System Clock requirements
W-CDMA	TS 25.402, TS 25.411 TS 25.104 ,TS 25.105 TS 25.427, TS 25.435, TS 25.415 TS 25.346 TR 25.866	General, Network Interfaces RF Characteristics Node Synchronisation MBSFN Home NodeB TDD Mode
TD-SCDMA	TS 25.123	NodeB (TDD Mode)
LTE & LTE-A	TS 36.300 , TS 36.401, TS 36.211 TS 36.104 TS 36.133 TR 36.922 TR 36.814	General, Network Interfaces RF Characteristics TDD mode (Phase sync) Home Base Station Future applications (new Req.?)

Synchronization in the UTRAN

TS 25.402: "Synchronisation in UTRAN Stage 2"

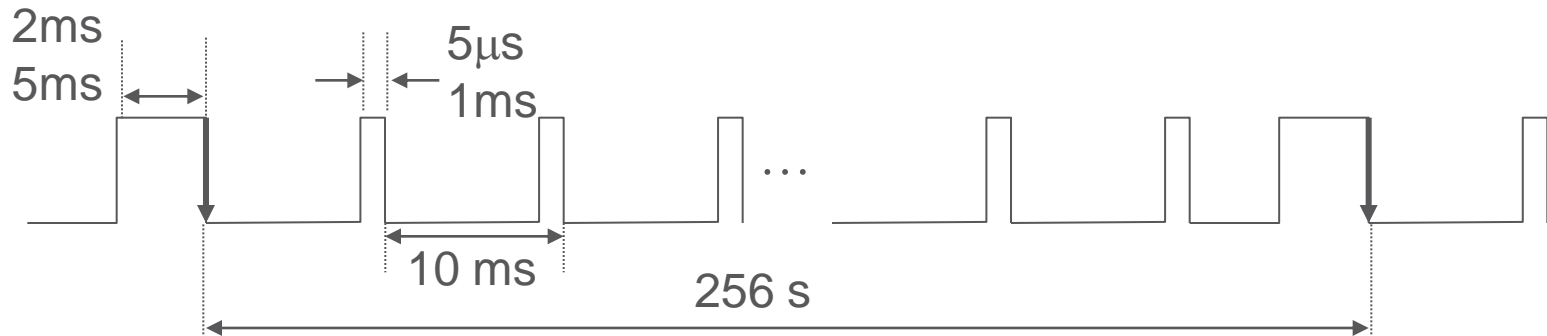
PRC

Network Synchronisation



Additional sync requirements for TDD mode

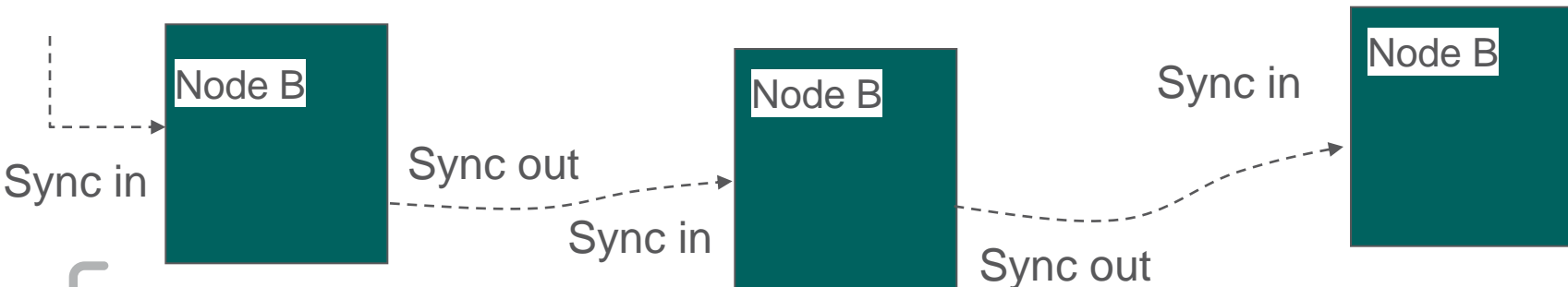
Phase Synchronization (Radio Interface) requirements are defined in TS 25.402
 These apply to UTRA-TDD systems (e.g. TD-CDMA, TD-SCDMA)



The relative phase difference of the synchronization

Signal shall not exceed 2.5 μs (3 μs is mentioned for TD-SCDMA)

External sync Source (e.g. GPS)



The Requirements is +/-1.25 μs for independent inputs to the NodeBs

WCDMA Base Station TX Frequency Error

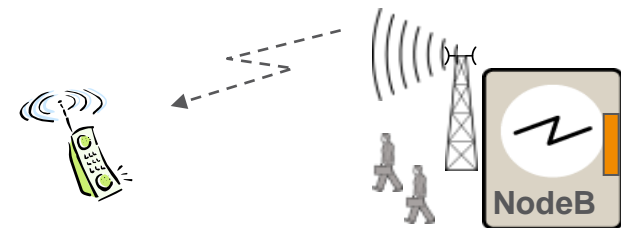
TS 25.104/5:

“Base Station (BS) radio transmission and reception (FDD/TDD)”

- Frequency Synchronization requirements (on the Radio Interface)
- are specified in 3GPP TS 25.104 (FDD), and TS 25.105 (TDD)
- The Base Station shall use the same frequency source for both RF frequency Generation and the chip clock .
- The modulated carrier frequency is observed over a period of one timeslot for RF frequency generation

BS class	Accuracy
Wide Area BS	± 0.05 ppm
Medium Range BS	± 0.1 ppm
Local Area BS	± 0.1 ppm
Home BS	± 0.25 ppm

$Y < 0.05-0.1$ ppm

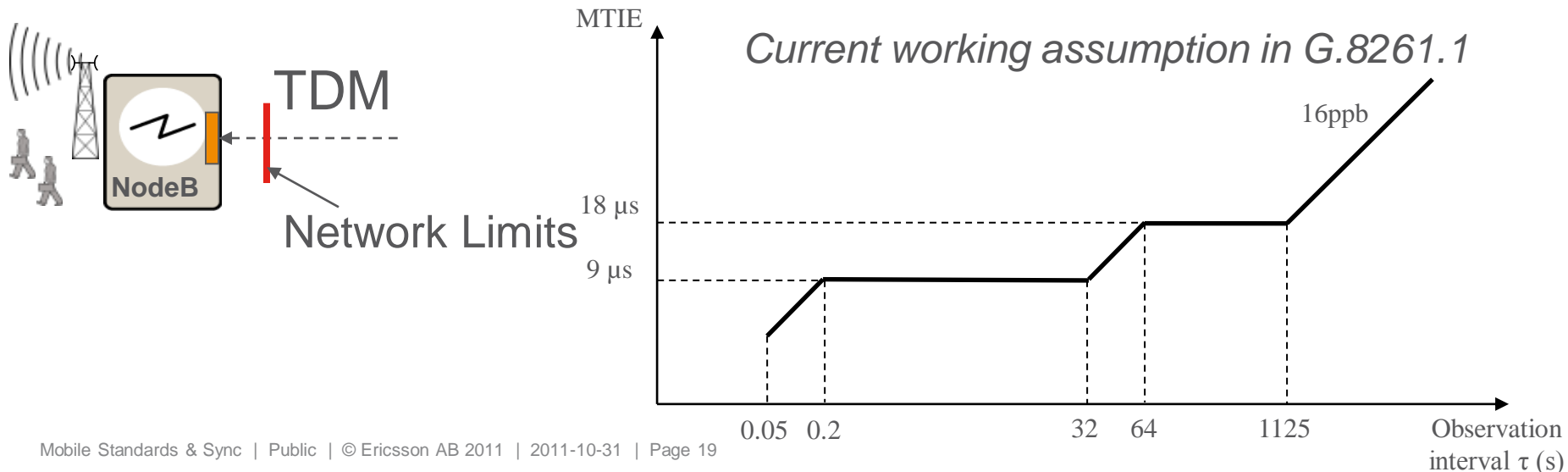


The requirement applies on the radio interface

Base Station Tolerance

TS 25.411: “UTRAN Iu Interface Layer 1”

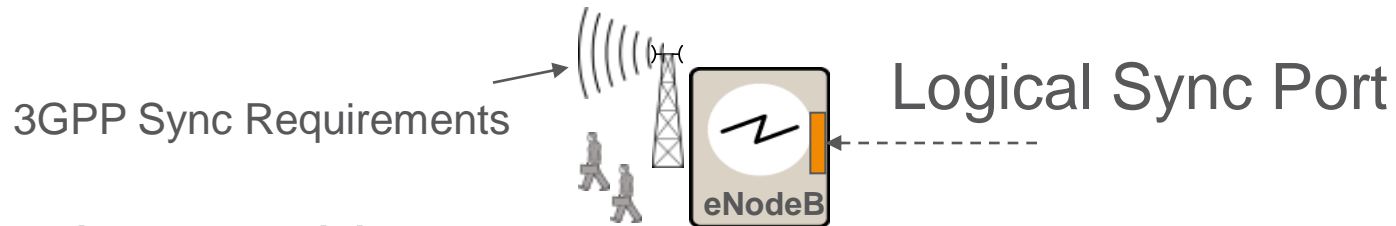
- › The synchronisation reference extracted from the Iu may be used as UTRAN synchronisation reference.
- › The jitter and wander on the interface in accordance with network limits for output wander at traffic interfaces of ITU-T Rec. G.823 or G.824
- › General recommendation is to supply a traceable synchronisation reference according to reference ITU-T Rec. G.811
 - In principle (and in any case during loss of traceability from PRC), lower accuracy is sufficient (e.g. 16 ppb, as per Stratum 2)



LTE General Network Synchronization aspects

TS 36.401; “*Evolved Universal Terrestrial Radio Access Network (E-UTRAN); Architecture description*”

- › The eNB shall support a logical synchronization port for phase, time and frequency synchronization as required



- › This port shall provide:
 - accuracy that allows to meet eNB phase requirements TDD and MBSFN;
 - continuous time without leap seconds traceable to common time reference;
- › Common SFN (System Frame Number) initialisation time shall be provided for all eNBs.

[No specific synchronization solution is recommended by 3GPP]

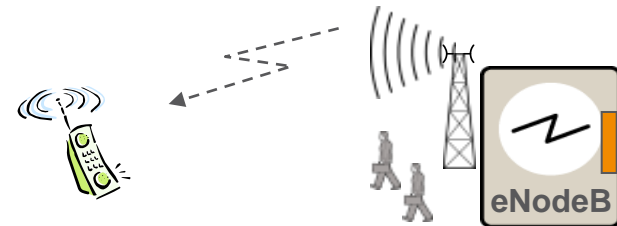
LTE Base Station TX Frequency Error

TS 36.104: “Evolved Universal Terrestrial Radio Access (E-UTRA); Base Station (BS) radio transmission and reception

- › Frequency Synchronization (Radio Interface) requirements:
 - The same source shall be used for RF frequency and data clock generation.
 - The modulated carrier frequency of the BS observed over a period of one subframe (1ms) shall be accurate to within

BS class	Accuracy
Wide Area BS	± 0.05 ppm
Local Area BS	± 0.1 ppm
Home BS	± 0.25 ppm

$$Y < 0.05-0.25 \text{ ppm}$$



Requirements at the input of the eNodeB depends on the actual implementation (for instance network limits are defined in case the frequency reference is distributed over the physical layer, TDM or Synchronous Ethernet)

[The requirement applies on the radio interface]

LTE-TDD Phase Synchronization Requirements

TS 36.133: “Evolved Universal Terrestrial Radio Access (E-UTRA); Requirements for support of radio resource management

TS 36.922: “Evolved Universal Terrestrial Radio Access (E-UTRA); TDD Home eNode B (HeNB) Radio Frequency (RF) requirements analysis”

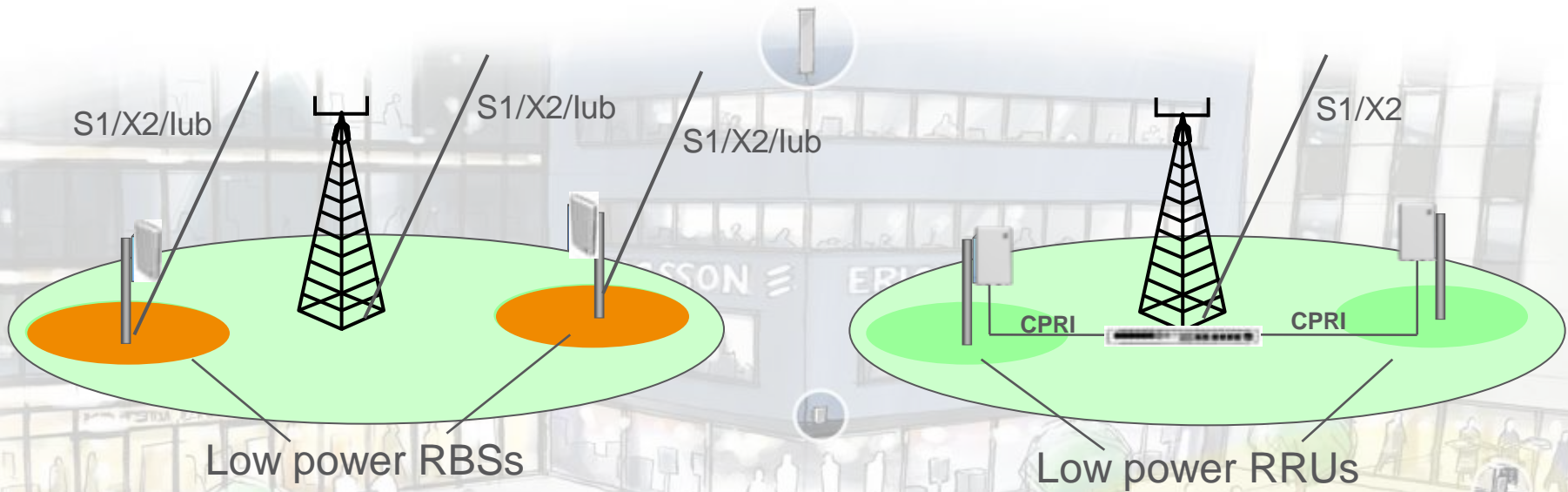
	Maximum absolute deviation in frame start timing between any pair of cells on the same frequency that have overlapping coverage areas
LTE-TDD (Wide-Area Base station)	<ul style="list-style-type: none"> - 3usec for small cell (< 3km radius), - 10usec for large cell (> 3km radius)
LTE-TDD (Home-Area Base station)	<ul style="list-style-type: none"> - 3 usec for small cell (< 500m radius). - 1.33 + <i>Tpropagation</i> μs, for large cell (> 500m radius), <i>Tpropagation</i>: propagation delay between the Home BS and the cell selected as the network listening synchronization source
LTE-TDD to CDMA handovers (Synchronized E-UTRAN)	<ul style="list-style-type: none"> - eNodeB shall be synchronized to GPS time. - With external source of CDMA system time disconnected, the eNodeB shall maintain the timing accuracy within $\pm 10\text{usec}$ of CDMA system time for a period of not less than 8 hours

Future requirements (LTE Advanced)

TR 36.814: “ *Evolved Universal Terrestrial Radio Access (E-UTRA); Further advancements for E-UTRA physical layer aspects*”

- › Phase/Time requirements for the applications listed below are currently under study:
 - › Carrier Aggregation
 - › Coordinated Multipoint Transmission (aka Network-MIMO)
 - › Relaying function
- › Increased interest on “Hetnet” scenarios (e.g. “small cells”, also studied by NGMN)
 - › Possibly specific synchronization requirements

Example of Hetnet options: RBS vs RRU



- › Backhaul: xDSL, uW, Eth etc.
- › Performance potential (e.g. In terms of UL interference): Good
- › Synchronization: Depends on desired level of coordination
- › Coordination: Loose

- › Backhaul: Dedicated Fibre for CPRI
- › Performance potential (e.g. In terms of UL interference): Best
- › Synchronization: via CPRI
- › Coordination: Tight

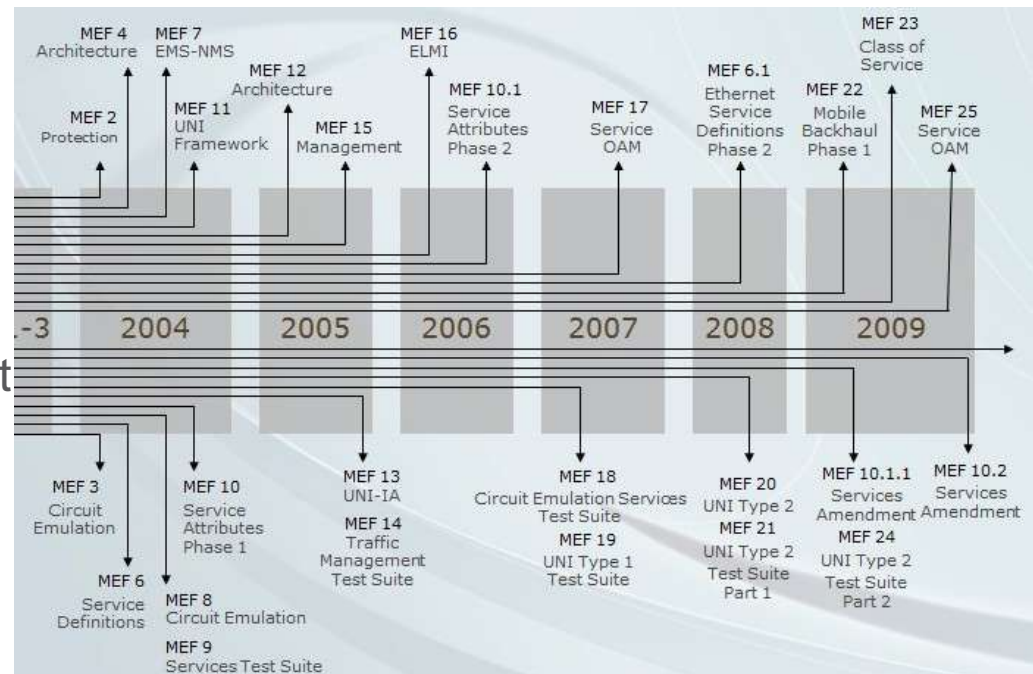
Available transport dictates deployment strategy

NGMN, Next Generation Mobile Networks

- › The NGMN Alliance is a forum to share, assess, and drive aspects of mobile broadband technologies focusing on LTE & EPC (Evolved Packet Core) and its evolution.
- › Among the targets of this alliance:
 - To establish clear performance targets, fundamental requirements including spectrum and deployment scenarios
 - To give guidance to equipment developers and standardisation bodies, leading to the implementation of a cost-effective network evolution
- › The NGMN Alliance currently comprises 63 Partners from telecommunications industry and research:
 - 18 mobile network operators (Members),
 - 42 vendors/ manufacturers (Sponsors),
 - 3 universities or non-industrial research institutes (Advisors).
- › Recently initiated a discussion with 3GPP and Q13/15 concerning sync in mobile backhaul

MEF, Metro Ethernet Forum

- › MEF is a global industry alliance formed in 2001
 - to accelerate the worldwide adoption of Carrier-class Ethernet networks and services
 - develops Carrier Ethernet technical specifications and implementation agreements to promote interoperability and deployment of Carrier Ethernet worldwide
- › Main Deliverables:
 - Implementation Agreements on existing standards
 - Test Procedures
 - Technical Specifications
 - Marketing
 - Certification Program
 - Practical examples of Implementation of Carrier Ethernet



Mobile Backhaul WG

- › Application of Carrier Ethernet Networks to Mobile Backhaul applications is one of the main study point in MEF
- › MEF 22 (Mobile Backhaul IA), Phase 1 & 2 to address all related aspects
- › MEF 22 Phase 1 was approved as an official MEF Specification in January 2009.
 - Synchronization is one of the main items (frequency synchronization)
 - either delivered outside of the Ethernet transport network or using a packet based method that is transparent to the MEN
- › MEF 22 Phase 2 under development (planned to be completed by end 2011):
 - Synchronous Ethernet is the main addition

BBF, Broadband Forum

- › Consortium of about 200 Telecom industry players
 - Established in 1994 originally as the ADSL Forum and later the DSL Forum, the Broadband Forum recently united with the IP/MPLS Forum
- › Aiming at driving broadband wireline solutions and empowering converged packet networks worldwide
- › Develop multi-service broadband packet networking specifications addressing interoperability, architecture and management.
- › The work is structured into Technical and Marketing Working Groups; Mobile Backhaul and related synchronization aspects have a central role in some of the Working groups, e.g. :
 - WT 221, MPLS Based Mobile Backhaul
 - WT 178, Multi-service Broadband Network Architecture and Nodal Requirements
 - WD 145, Multi-service Broadband Network Functional Modules and Architecture

Summary

- › The needs of mobile networks are driving most of the current synchronization related efforts in the standards
- › 3GPP is the main body for mobile applications
 - Increased interaction with ITU-T Q13/15
- › Definition of new services and architectures in 3GPP may lead to new sync related activities in the standards
 - CoMP
 - “Hetnet/Small Cells”
 - Etc.