

Packet Timing Metrics and Monitoring

The logo for 'brilliant' features the word in a lowercase serif font. A decorative graphic of thin, parallel lines forms a partial circle behind the text, starting from the top right and curving around the bottom left.

brilliant

Srinivas Bangalore
General Manager, OEM Products

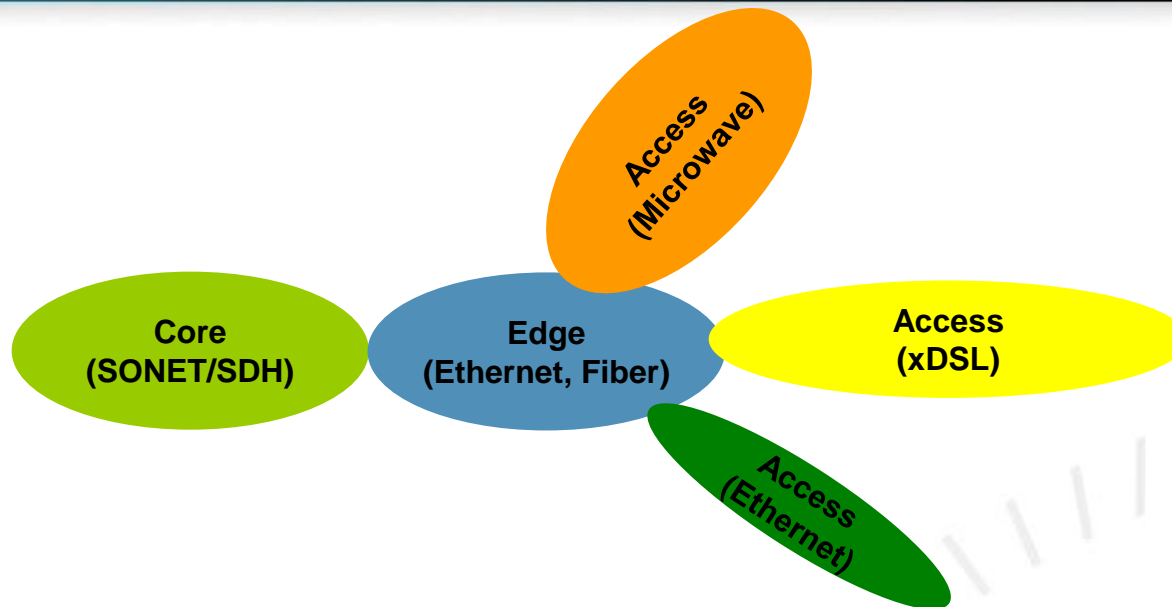
Time & Synchronisation in Telecoms Conference

Munich, Germany

November 2008

- » Packet delay measurement overview
- » Need for multiple metrics
- » Some examples
- » Summary

Implication of Network Evolution

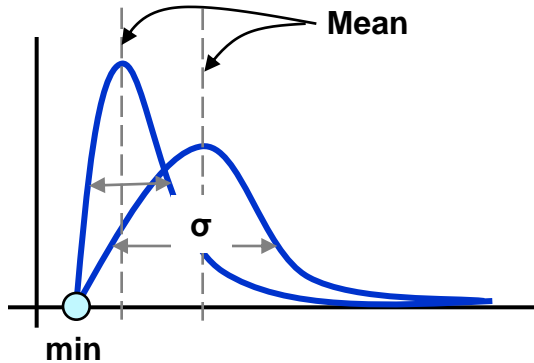


- » Networks will be a hybrid of circuit-switched (i.e. legacy) segments and packet-switched (“NGN”) segments
 - Packet-switching good for non-real-time, delay-insensitive, high-bandwidth, bursty, low-duty-cycle traffic
 - Circuit-switching good for real-time, delay-sensitive, low-bandwidth, continuous, 100%-duty-cycle traffic
- » TDM streams (e.g. DS1/E1) will be transported over packet-switched networks introducing Circuit/Packet boundaries

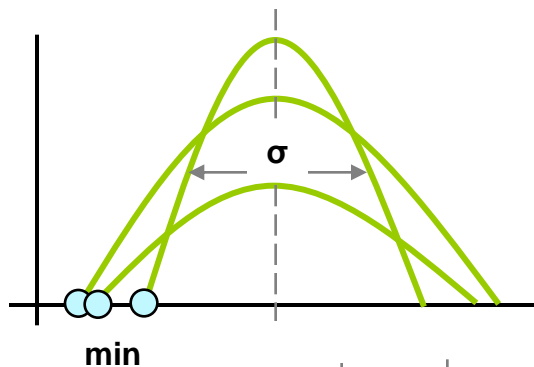
Networks are heterogenous; packet timing metrics must be flexible to account for different packet forwarding and media access

- » Metrics that characterize PDV are computed from the sequence $\{x_k\}$:
 - Probability density function (pdf) or cumulative distribution function (cdf) or histogram. All provide the same information related to amplitude, including:
 - Minimum, x_{min} : largest value such that $x_k > x_{min}$ for all k .
 - Variance: $\sigma_x^2 = \langle x_k^2 \rangle - \langle x_k \rangle^2$ { $\langle \rangle$ is the average }
 - Maximum-95 , x_{max} : smallest value such that $P[x_k < x_{max}] > 0.95$
 - Spectral metrics (e.g. TDEV) address temporal distribution
 - Implied sampling interval = τ_0 (packet interval)
 - TDEV is a measure of stability of the mean
 - minTDEV estimates stability of the minima

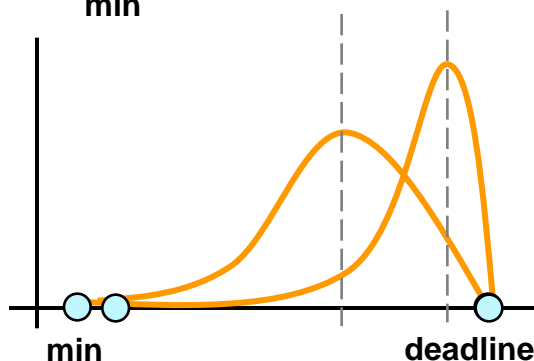
The Need for Multiple Metrics



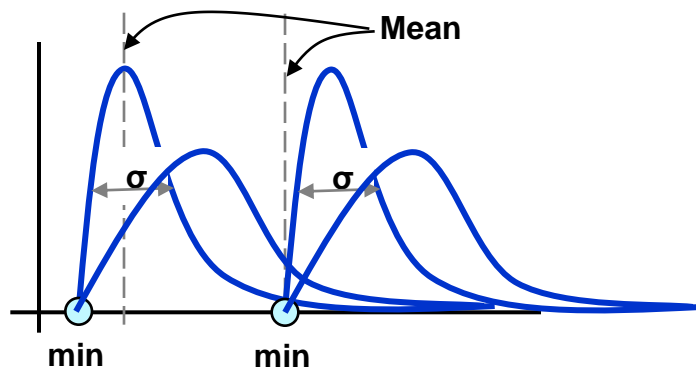
- » Hardware-based routing/switching
- » Forward packets as soon as possible
- » minTDEV is a good measure for moderate loads and hop counts



- » Point-to-point Media Access delays
- » Media Access time variability is minimized
- » Mean is a good metric, minTDEV is not

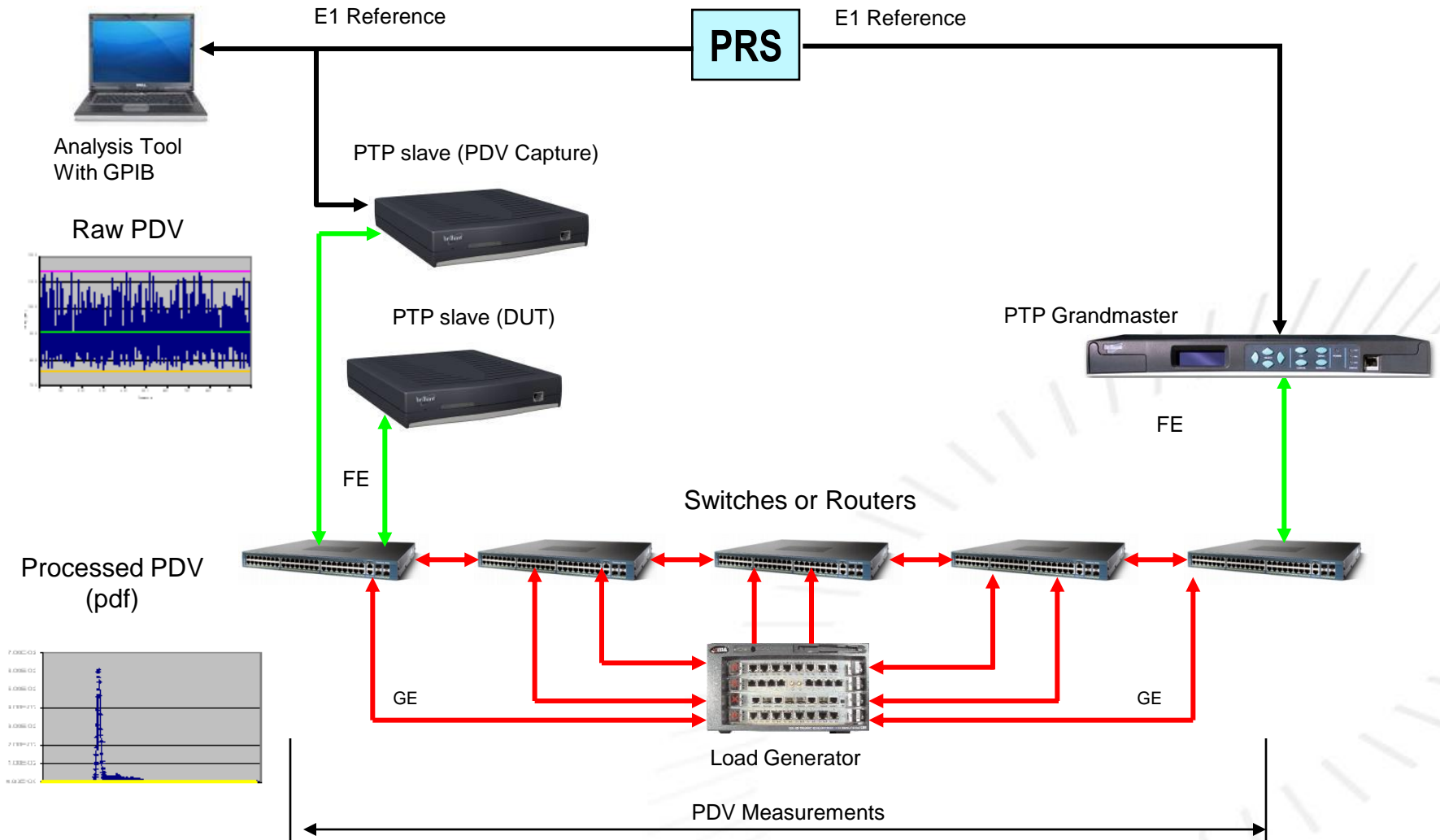


- » Software-based forwarding
- » Processes Scheduled to meet real-time deadlines – “just in time” completion
- » Deadline may be a more stable metric than minTDEV at high loads



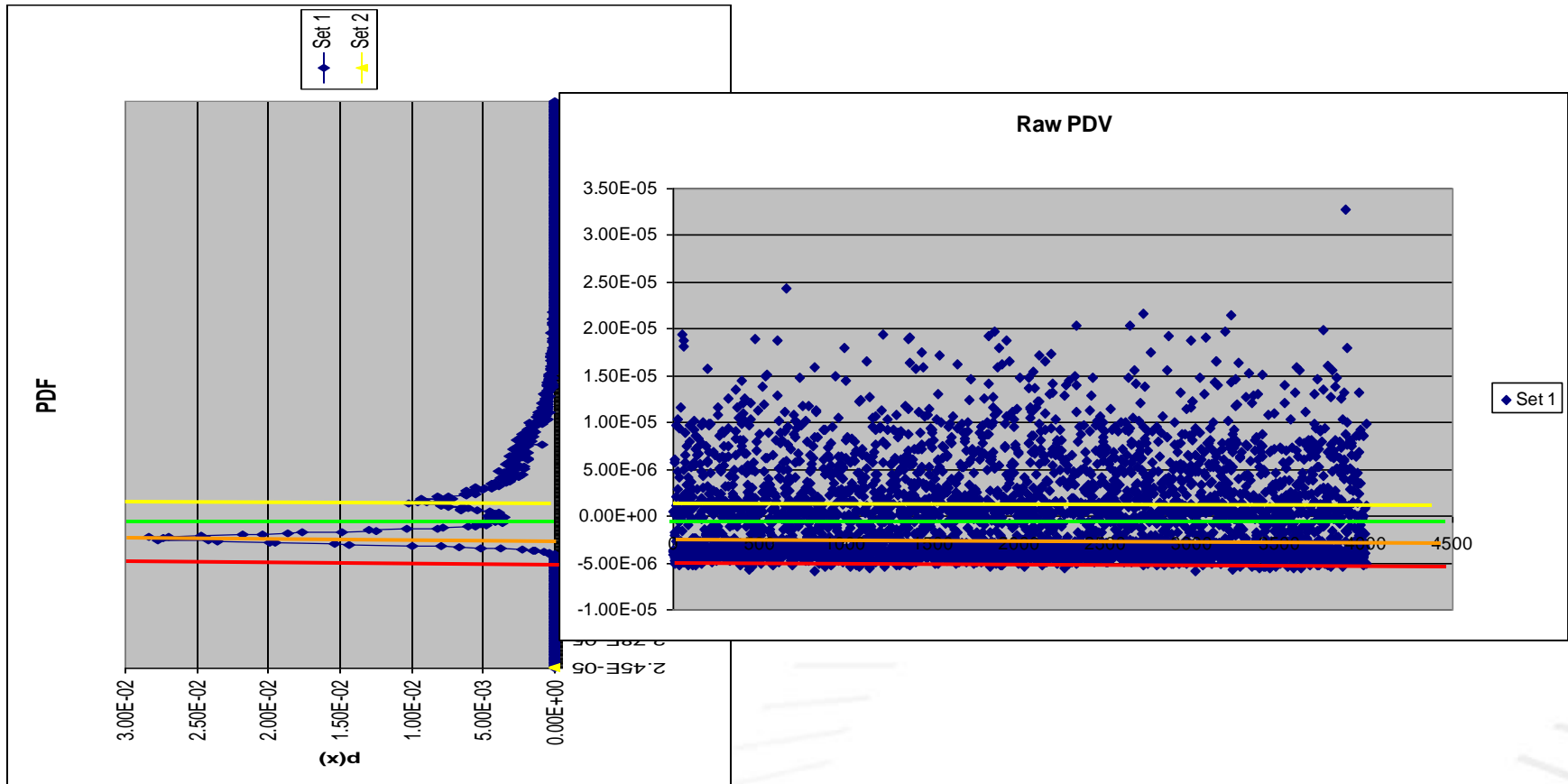
- » Network Reconfiguration Detection
- » Discontinuity in min and mean is useful to detect network rearrangements
 - SONET/SDH protection switching
 - Network Additions/deletions/upgrades
- » Variance can be used to provide a measure of confidence of the detection
- » End-point Frequency and Phase must remain stable during revertive and non-revertive rearrangement scenarios

G.8261 Test Setup – PDV Analysis



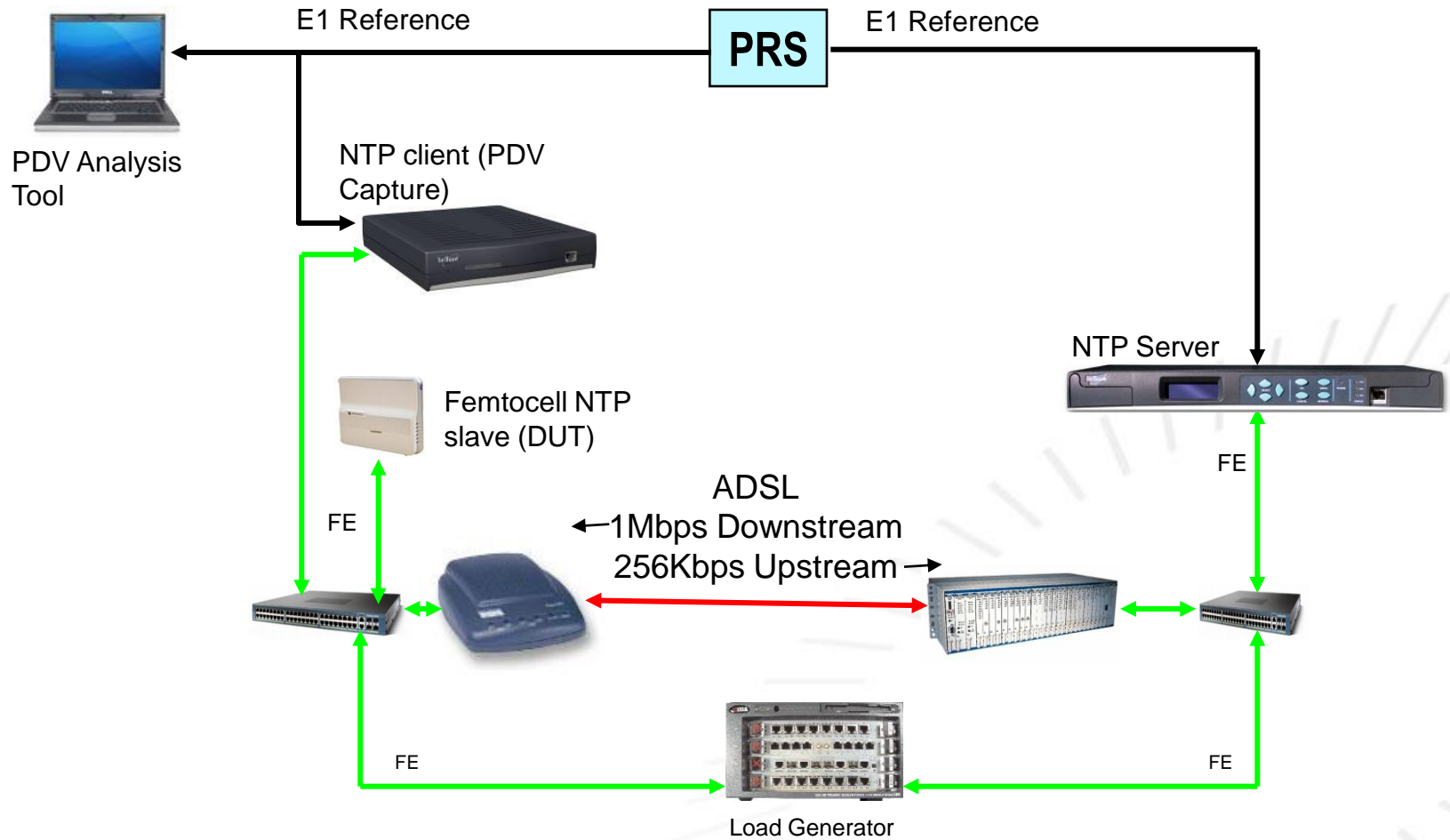
- **Measures PDV to 16ns resolution**
- **Logs PDV in Real Time**
- **Off-line analysis and modeling**
- **Provides ability to improve understanding of network behavior**
 - Impact of load, Hop-Count, QoS and forwarding algorithms on network performance
- **Provides insight into the improvement of the time sync algorithms**
 - Multiple Metrics – min, mean, max, variance

Interpreting Packet Delay Variation Charts



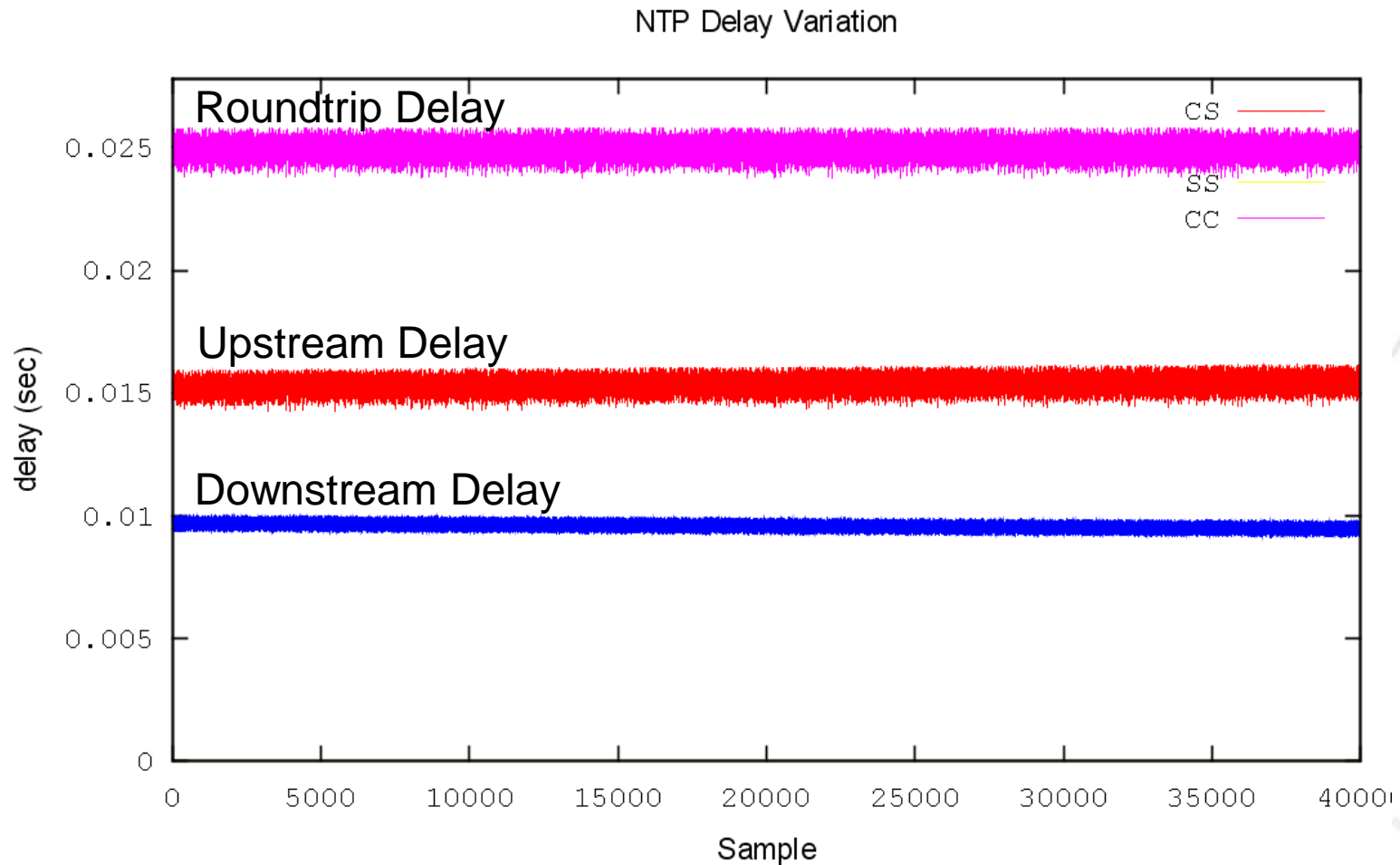
5 Switches 40% Load w/QoS – Multiple stable peaks in PDV pdf
minTDEV is always useful, but at high loads other metrics, if stable, may be used

ADSL/Femtocell Test Setup



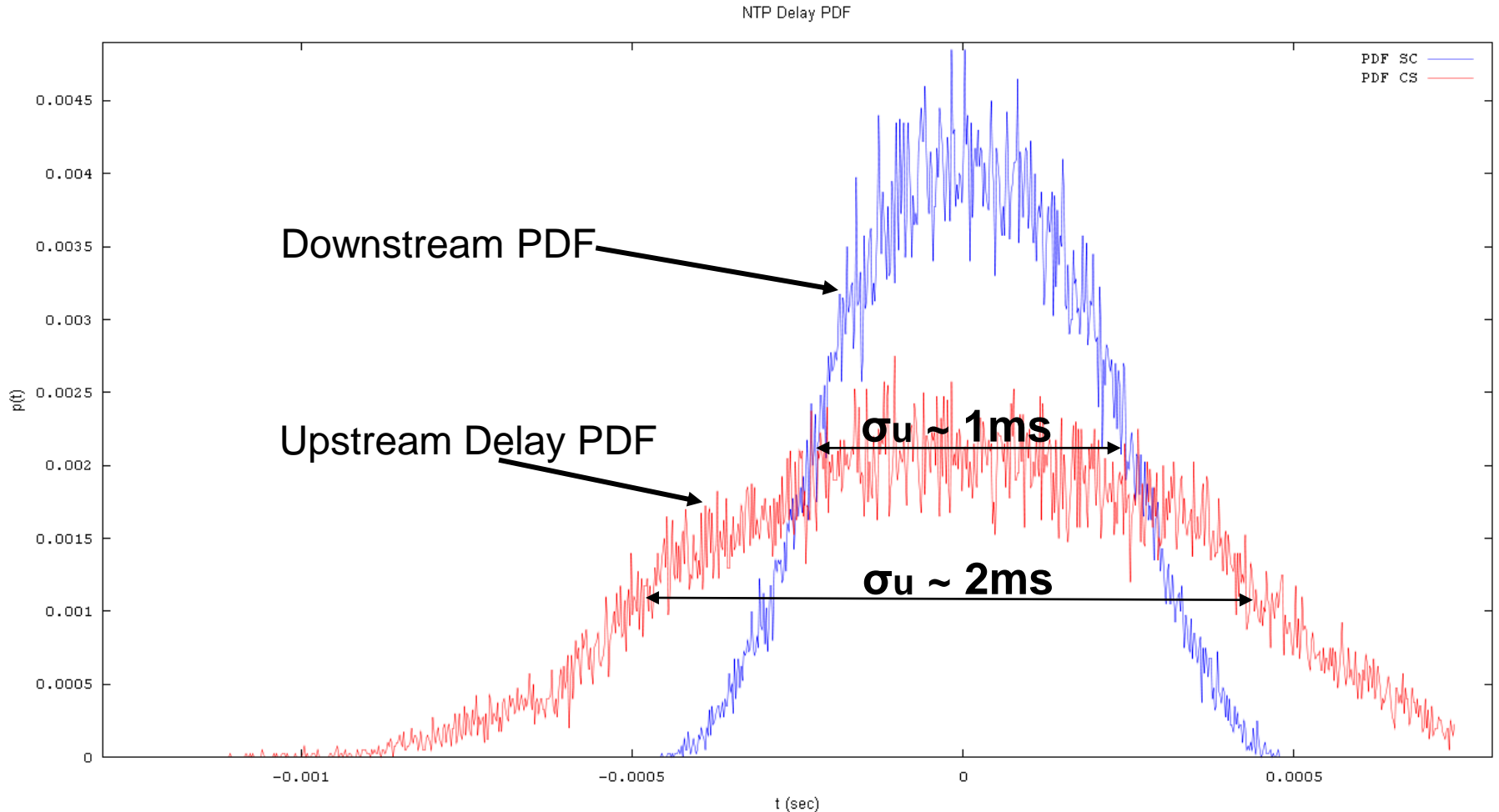
Maintain Femtocell Frequency (and Phase) accuracy in Asymmetric DSL

ADSL/Femtocell – Delay Variation



Highly Asymmetric Delay; Jitter order of magnitude greater than GbE – 1-2ms vs. 100 μ s

ADSL Test Setup – PDF Analysis

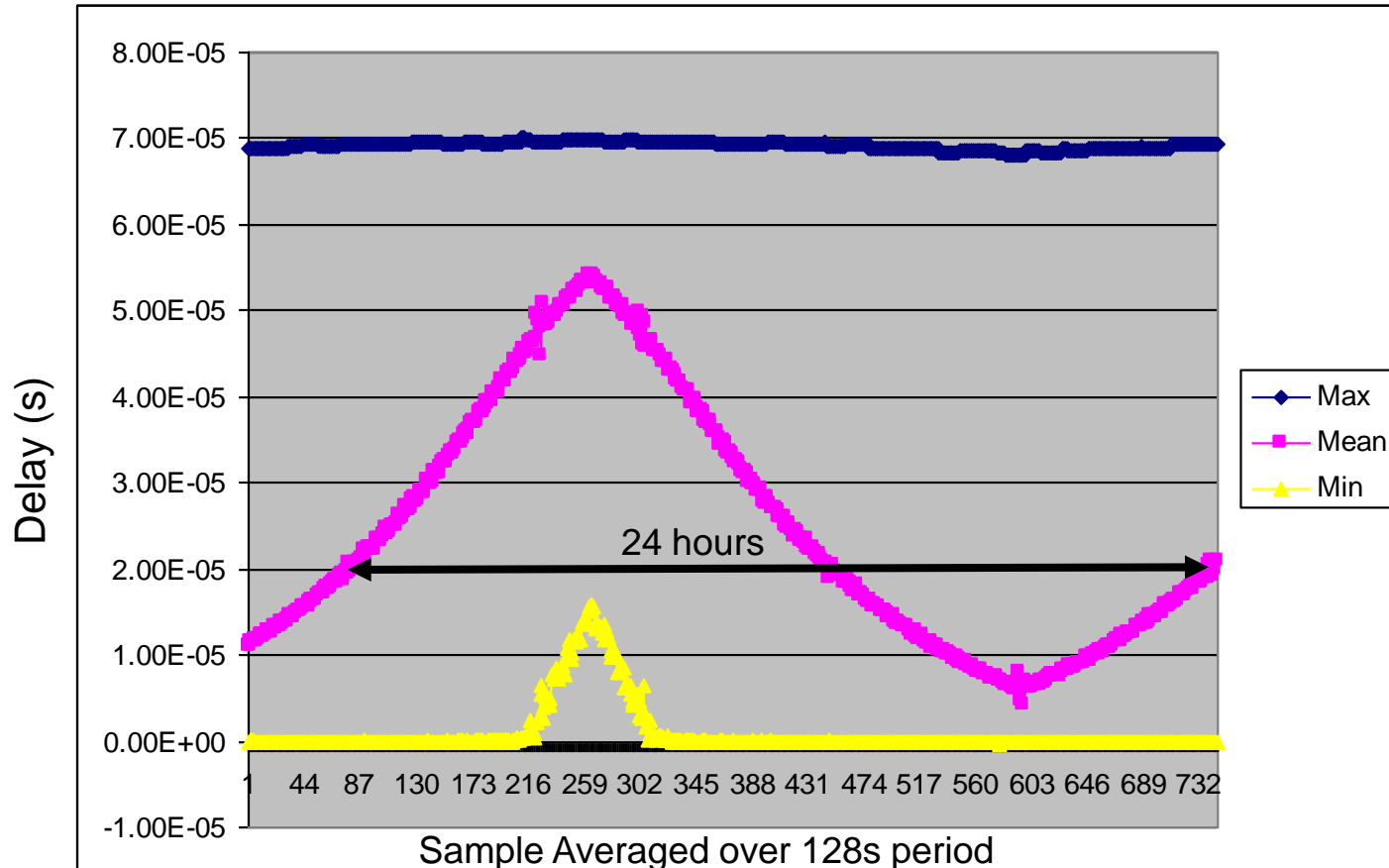


ADSL: Highly asymmetric PDF, downstream is more stable (less variance) than upstream

Deadline-based Software Delay



5 Hops, G.8261 Test Case 3 – 24 Hour Cycle 20% to 80% Load



Mean metric is unusable for timing analysis.

Min metric is extremely stable at low to moderate loads.

However, *Max* in this case is a stable metric for timing at high loads.

- » PDV monitoring in Next Generation Networks provides clock distribution assurance

- » Monitoring achieved using timing client/server communications with existing protocols (e.g., PTP, NTP)
 - IEEE1588v2/PTP is suitable for Mobile Backhaul networks
 - NTP can be suitable for Femtocell timing over Layer 3 IP Access

- » Multiple PDV metrics may be appropriate for generating and monitoring/estimating the clock performance
 - minTDEV is a very useful metric in most, but not all cases
 - min, mean, max and variance have important roles
 - Packet timing must gracefully accommodate heterogeneous networks, media access and network rearrangement scenarios